




# INSTALLATION GUIDE

## Series A36 Alarm Kit




You will receive

1. Series A36 Alarm Board with battery mounted.
2. "Alarm Will Sound" Decal



First step-


1. While holding down the alarm trigger, insert alarm board into the end of the exit device using the bottom groove in the push bar extrusion.



2. Remove the protective tape from the battery and fully insert the battery into the alarm board.

Second step—

1. Fully insert the alarm board into the push bar.



2. Mount the exit device as normal. The Exit device end cap will secure the alarm board in place.

**(NOTE: If shipping the device loose (not installed on the door) be sure to secure the alarm board so that it will not fall out during handling.)**