



Special Projects Group
(888) 284-4774

NOTES:

- 1) Verify that each component requiring or supplying power has been configured for proper system voltage before applying power.
- 2) All wires to be 18 awg 500' max unless otherwise noted.
- 3) All line voltage power to be I/A/W local electrical code.
- 4) All wires to be stranded copper unless overridden by local electrical code.

With EPT
14 AWG – 75ft max
12 AWG – 80ft max
10 AWG – 125ft max

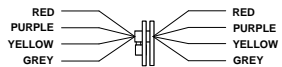
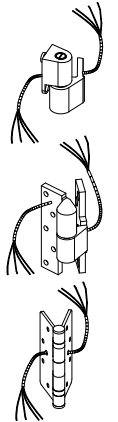
12 AWG THHN
80 ft max
with wire loop

POWER TRANSFERS

NOTE:

Optional power transfers are available. Please note variations in wire size and maximum run length for these options.

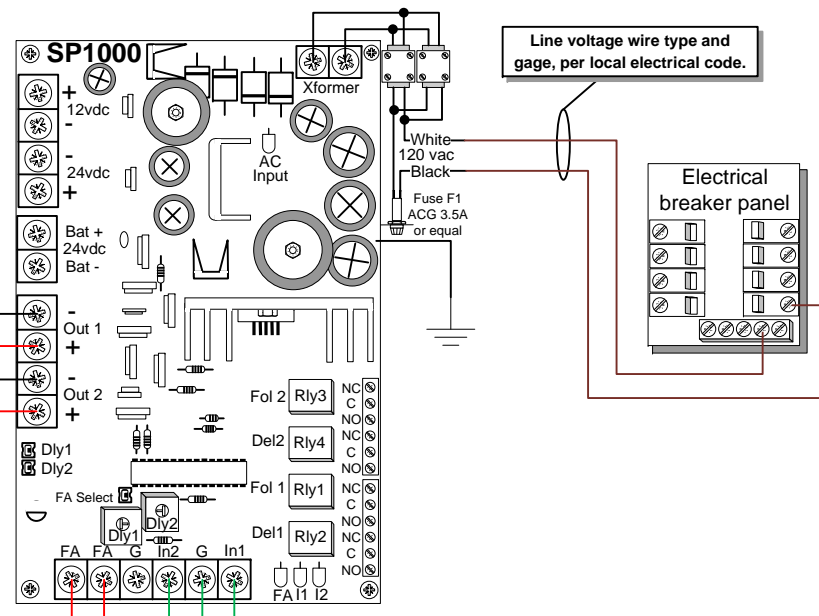
- 14 AWG - 40 ft max
- 12 AWG - 60 ft max
- 10 AWG - 100 ft max



NOTE: Make certain to maintain consistent wire color across the transfer to maintain polarity.

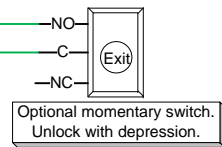
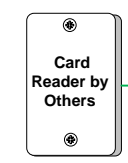
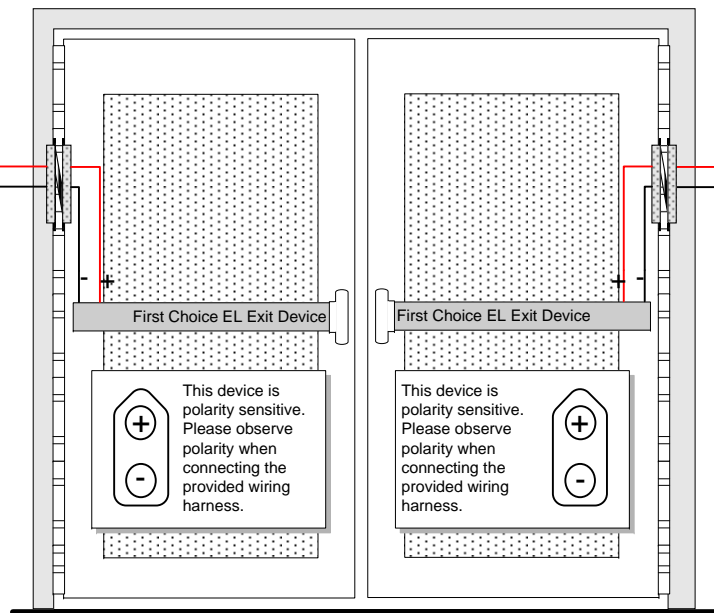
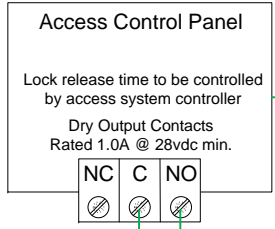
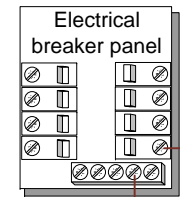
Function Statement:

- From exterior - locked condition:** Access via valid credential.
- From exterior - unlocked condition:** Doors to remain locked unless held unlocked via access control.
- From interior - locked condition:** Free egress via exit device.
- From interior - unlocked condition:** Free egress via exit device.
- General:**



Line voltage wire type and gage, per local electrical code.

These drawings are the sole and exclusive property of Special Projects Group and contain sensitive privileged or confidential information which may be used only for its benefit. The disclosure of these drawings to unauthorized persons is strictly prohibited. This document and all copies must be returned upon demand. COPYRIGHT © 2008 SPECIAL PROJECTS GROUP, INC.
FOR REFERENCE ONLY
This drawing is not a substitute for qualified field technicians. One hour of telephone support is available without charge.



Title: EL Exit Device 1 Pair 2 Active.vsd	Project: First Choice 1 Pair with 2 Active
Heading: Various	Door: Various
Date: 10/24/2008	Date Printed: 10/24/2008 Last Revised: 10/23/2008 1:03:53 PM
Drawn By: Patrick Treleven	For: First Choice Building Products Pg: 1 OF 1