




Special Projects Group
(888) 284-4774

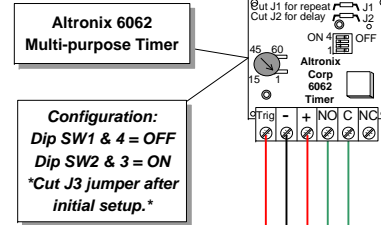
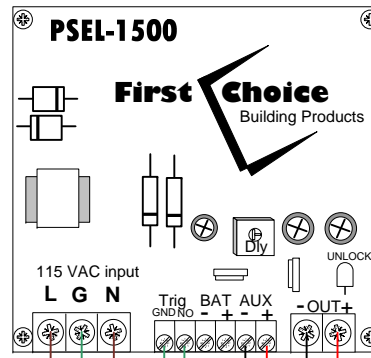
NOTES:

- 1) Verify that each component requiring or supplying power has been configured for proper system voltage before applying power.
- 2) All wires to be 18 awg 100' max unless otherwise noted on drawing. Refer to manufacturers instructions for proper wire gauge on any power supply, electric device or electrified lock hardware. Manufacturers requirements take precedence.
- 3) All line voltage power to be I/A/W local electrical code.
- 4) All low voltage wires to be stranded copper unless superseded by local electrical code or electric device manufacturer.

With EPT
 14 AWG – 75ft max
 12 AWG – 80ft max
 10 AWG – 125ft max



Line voltage wire type and gage, per local electrical code.



These drawings are the sole and exclusive property of Special Projects Group and contain sensitive privileged or confidential information which may be used only for its benefit. The disclosure of these drawings to unauthorized persons is strictly prohibited. This document and all copies must be returned upon demand.
 COPYRIGHT © 2013 SPECIAL PROJECTS GROUP, INC.
FOR REFERENCE ONLY
 This drawing is not a substitute for qualified field technicians.
 One hour of telephone support is available without charge.

POWER TRANSFERS

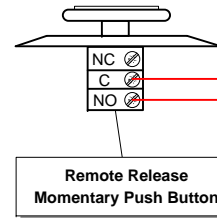
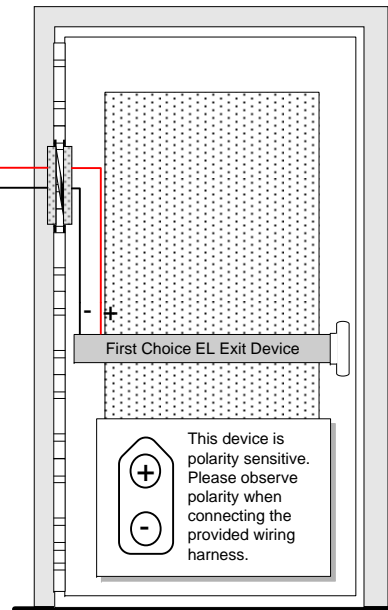
NOTE:
 Optional power transfers are available. Please note variations in wire size and maximum run length for these options.

14 AWG - 40 ft max
 12 AWG - 60 ft max
 10 AWG - 100 ft max

RED PURPLE YELLOW GREY

NOTE:
 Make certain to maintain consistent wire color across the transfer to maintain polarity.

Exterior



Interior

Function Statement:

- From exterior - locked condition:** Interior push button to control ingress into building.
- From exterior - unlocked condition:** Door to remain locked unless dogged by mechanical key.
- From interior - locked condition:** Free egress at all times by means of exit device.
- From interior - unlocked condition:** Free egress at all times by means of exit device.
- General:** Altronix 6062 Timer to be used in conjunction with remote release push button for time control. Adjustable from 1 second to 1hour.

Title: EL Exit Device 1 SGL 6062 - PSEL1500.vsd		Project: First Choice 1 single door w timer	
Heading: Various		Door: Various	
Date: 9/26/2013	Date Printed: 9/26/2013	Last Revised: 9/26/2013	9:59:13 AM
Drawn By: Cody Richardson	For: First Choice Building Products	Pg: 1 OF 1	